



UI GREEN METRICS 2021

UNIVERSITAS

PADJADJARAN



Recycling Program

Various parties carry out waste management education, students being one of them, through various media such as Instagram posts. In addition, Universitas Padjadjaran has also published articles on strategies to increase awareness of environmental issues.

DOI: <https://doi.org/10.24198/kumawula.v3i1.24598>



Recycling Program



Pressing Machine



Chooping Machine


Paper Reduction Program

3.1

- E- Office -

3.2

Licensing, correspondence, registration of soft file & online-based campus activities. Since 2011, Unpad has contributed to reducing paper use from 260,314 to 334,510 sheets, which is equivalent to 33 - 42 trees/year. Over the past 11 years, Unpad has saved a forest the size of 10 volleyball courts



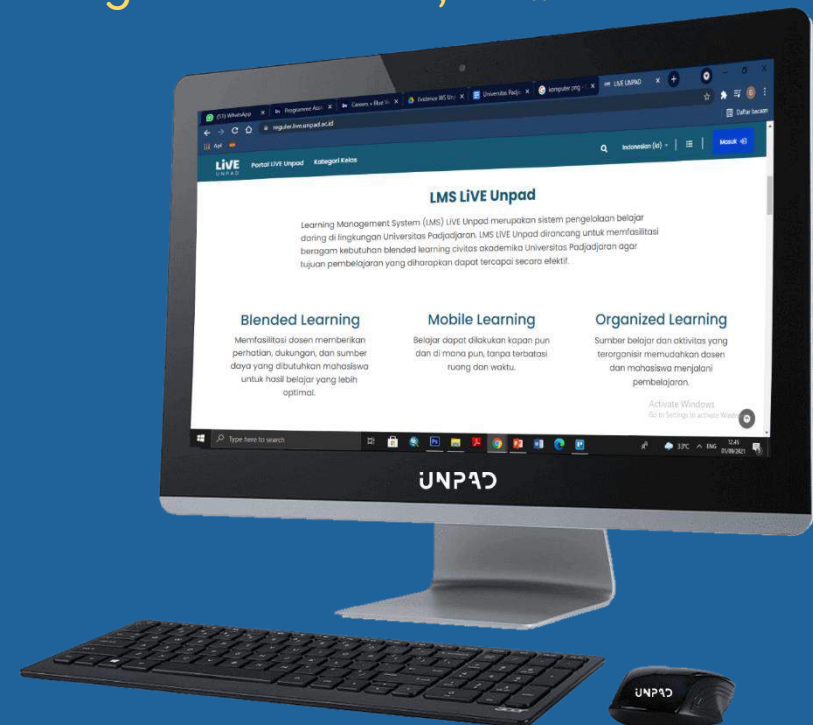
Paper Reduction Program

3.1

- LIVE UNPAD-

3.2

Learning in Virtual Environment Universitas Padjadjaran (LIVE Unpad) is an e-learning platform that allows lecturers and students to interact such as providing learning materials, collecting assignments, conducting online exams, etc..



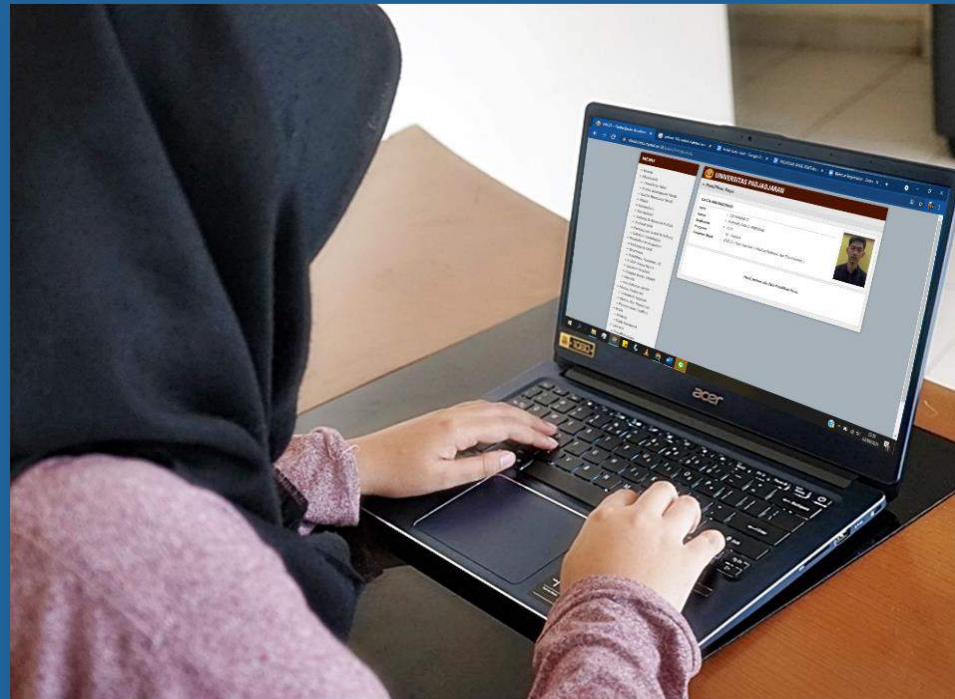
Paper Reduction Program

3.1

- PRAMA -

3.2

The public election at Padjadjaran University has implemented an online system using the university's email account. In addition to facilitating the public elections, it also reduces ballot papers and voting booths.



Plastic Reduction

- JALATISTA -

Independent drinking water supply system scattered throughout the campus. At Universitas Padjadjaran, Jatinangor Campus, eight independent drinking water supply systems have been installed. They are installed in various faculties and public facilities such as the Unpad Grand Mosque, Jati Padjadjaran Stadium, and Bale Santika.



Plastic Reduction

- PLASTIC REDUCTION CAMPAIGNS -

To reduce the use of plastic drinking bottles –
Tumblers produced by Universitas Padjadjaran




Environmental Campaign Program

3.1

- Environmental Campaign and River Clean Up Program-

3.2

One of the Universitas Padjadjaran Community Service Activities with the theme "Citarum Harum" was carried out on the Citarum River. Activities carried out in the form of education and community service to clean the river.



Paper Reduction Program

- Application of Enterprise Resource Planning (ERP) -

Software system for every business activity carried out on campus

3.1

3.2

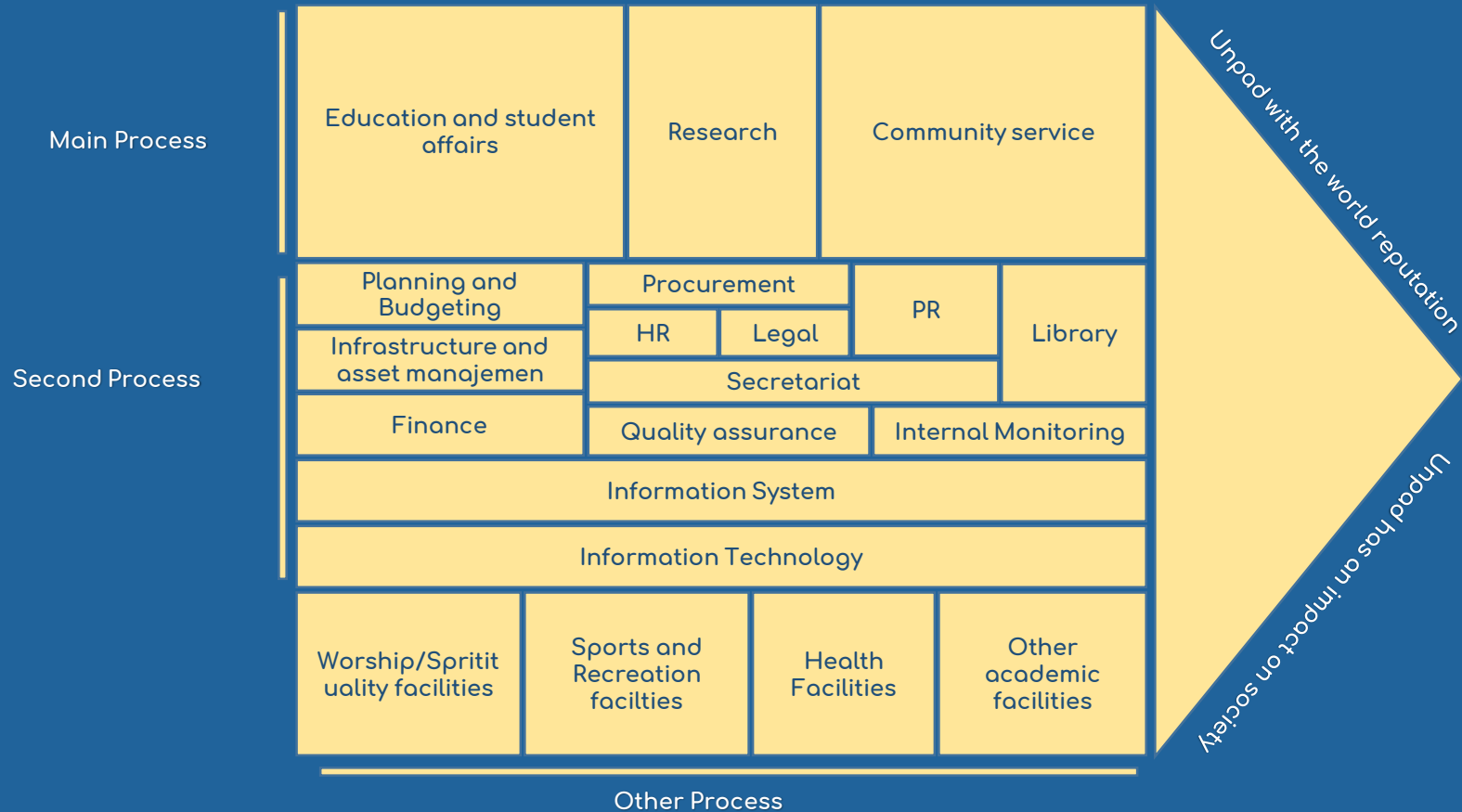


Paper Reduction Program

3.1

- MAP BUSINESS PROJECT-

3.2



Clean Air Program



To support clean air program around the campus, Universitas Padjadjaran officially limit the smoking area in Regulation of the Rector of the University of Padjadjaran No. 45 Years of 2016 Concerning The Technical Guidelines for Order, Security, and Safety in the Campus Environment.

Organic Waste Treatment

3.1

3.2

3.3



Organic waste production: 49% of total waste (42,92 m³/month)

Organic Waste Treatment

3.1

3.2

3.3

Peat pellets wraps are prepared



Weight of water and cocopeat are measured



The peat pellets



All material are mixed



The mixed material is pressed by a special tool



The mixed material are put into container



Peat Pellet Production

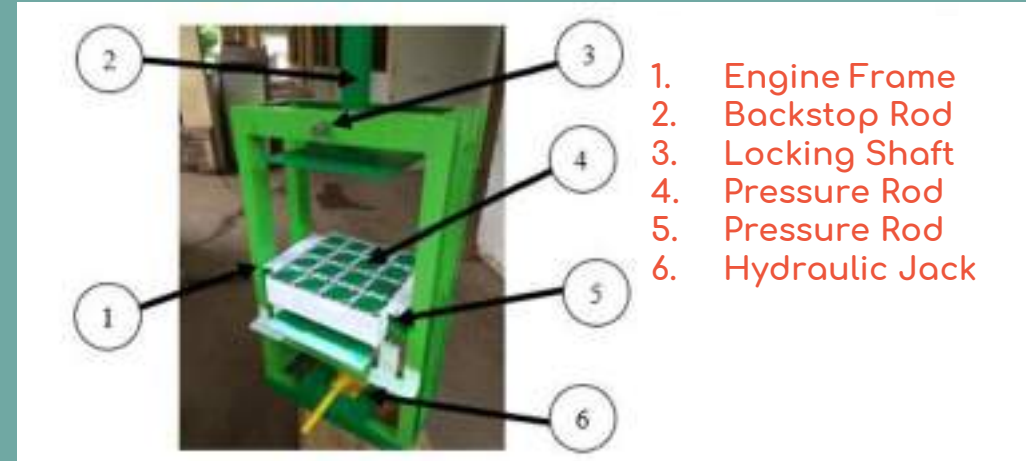
Organic Waste Treatment

3.1

3.2

3.3

The Peat Pellets Maker



Comparison of self-produced peat pellets (right) with product sold in the Market (left)

Peat Pellet Production

Inorganic Waste Treatment



Inorganic waste production: 17% of total waste (14,89 m³/month)

3.1

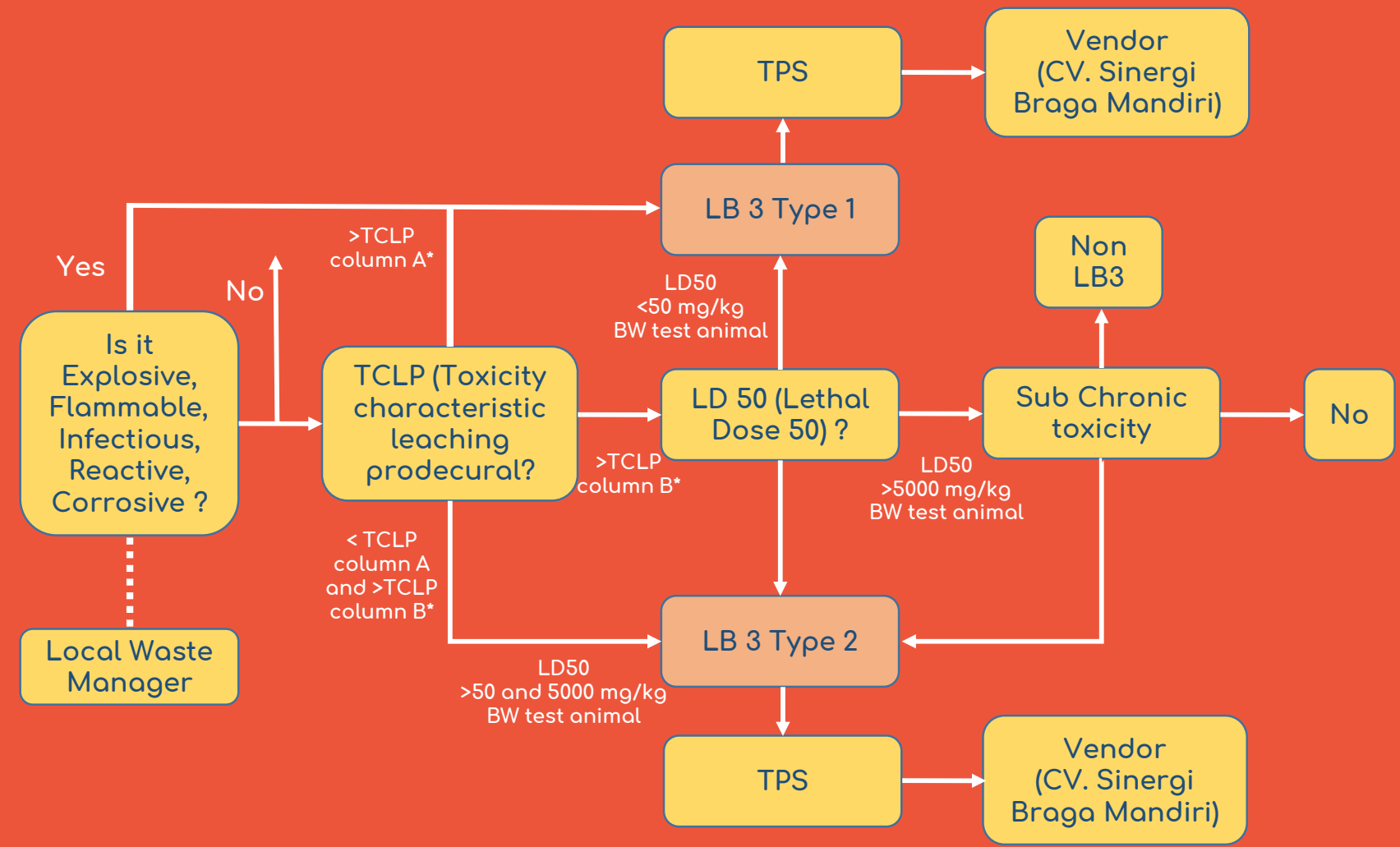
3.2

3.3

3.4

Toxic Waste Treatment

- F. Pharmacy
- F. Agriculture
- F. Veterinary
- F. Nursery
- F. TG
- F. TIP
- F. PIK
- F. Nursery
- F. Medicine
- F. Dentistry
- Central Lab.



- 3.1
- 3.2
- 3.3
- 3.4
- 3.5

*Based on Attachment III of Government Regulation of The Republic of Indonesia No. 101 Year 2014 concerning management of Hazardous and Toxic Waste

Toxic Waste Treatment

3.1

3.2

3.3

3.4

3.5

- F. Pharmacy
- F. Agriculture
- F. Veterinary
- F. Nursery
- F. TG
- F. TIP
- F. PIK
- F. Nursery
- F. Medicine
- F. Dentistry
- Central Lab.



Types of Hazardous and Toxic Waste



3.1

3.2

3.3

3.4

3.5

Toxic Waste Treatment


3.1

3.2

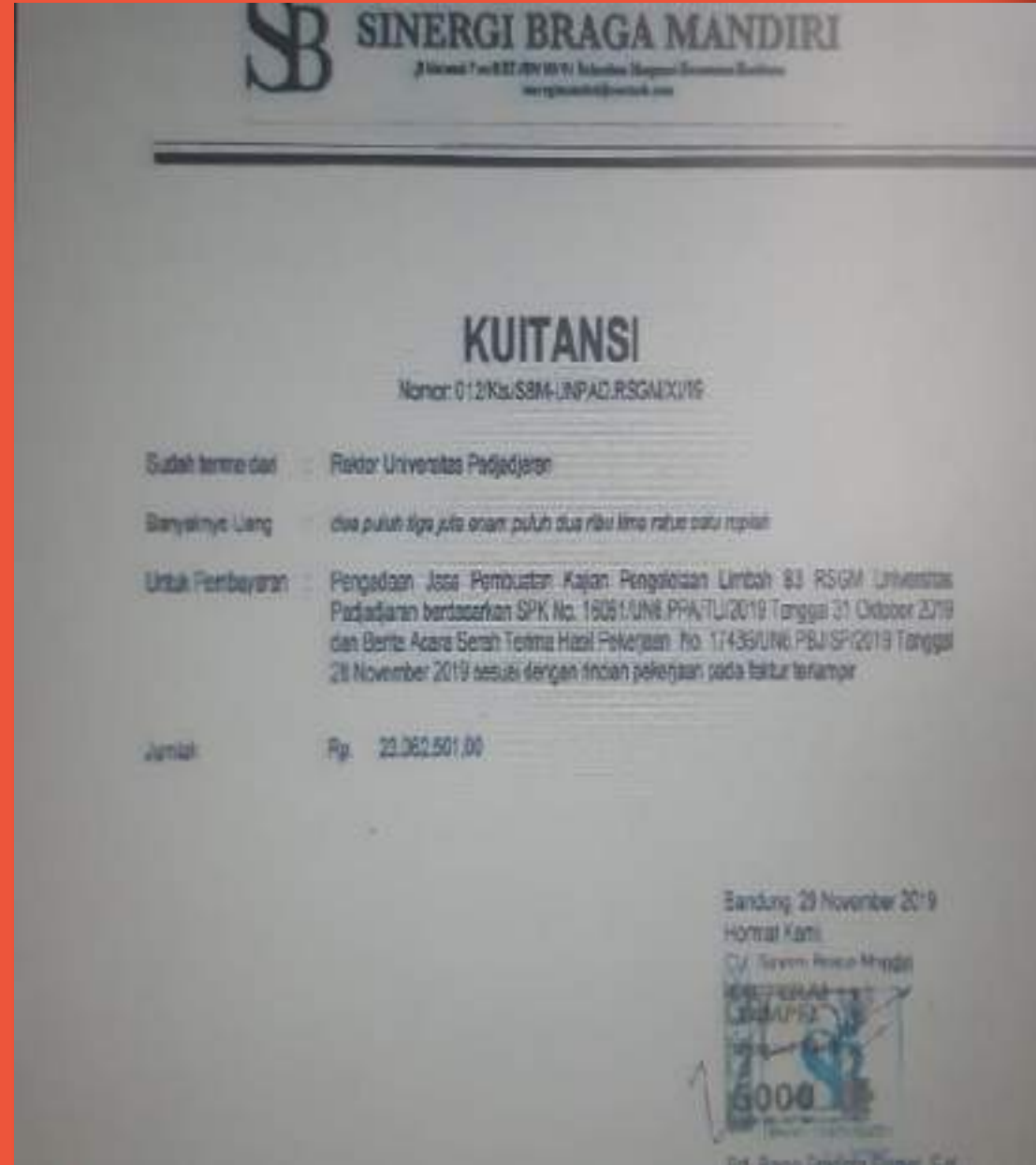
3.3

3.4

3.5



Evidence Carrying of Toxic Waste



Medical Waste Treatment

3.1

3.2

3.3

3.4

3.5



Collecting and Sorting

No	Pilihlah 7 Jenis Limbah	Cairan Wulau 1				Jumlah	Cairan Wulau 2				Jumlah	Cairan Wulau 3				Jumlah
		1	2	3	4		1	2	3	4		1	2	3	4	
D. Lab. Biokimia																
1	Gel agrosa	3	-	-	3	3	-	-	3	3	-	-	3	-	-	3
2	Buffer Tis	3	-	-	3	3	-	-	3	3	-	-	3	-	-	3
3	Ektensi Biokimia	4	-	-	4	4	-	-	4	4	-	-	4	-	-	4
4	HCl	4	-	-	4	4	-	-	4	4	-	-	4	-	-	4
5	Asam Aspartat	3	-	-	3	3	-	-	3	3	-	-	3	-	-	3
6	Benedict	4	-	-	4	4	-	-	4	4	-	-	4	-	-	4
7	EGDN	3	-	-	3	3	-	-	3	3	-	-	3	-	-	3
8	TCA	3	-	-	3	3	-	-	3	3	-	-	3	-	-	3
9	Chromobrom	3	-	-	3	3	-	-	3	3	-	-	3	-	-	3
10	Phenol	4	-	-	4	4	-	-	4	4	-	-	4	-	-	4
E. Lab. Patologi Klinik																
1	Lipin	-	3	-	3	3	-	-	3	3	-	-	3	-	-	3
2	Protein	-	2	-	2	2	-	-	2	2	-	-	2	-	-	2
3	Gemak	-	3	-	3	3	-	-	3	3	-	-	3	-	-	3
4	Enzim	-	4	-	4	4	-	-	4	4	-	-	4	-	-	4
5	Prody	-	4	-	4	4	-	-	4	4	-	-	4	-	-	4
6	Sulfamit	-	3	-	3	3	-	-	3	3	-	-	3	-	-	3
7	Eosin	-	5	-	5	5	-	-	5	5	-	-	5	-	-	5
8	Phenol	-	3	-	3	3	-	-	3	3	-	-	3	-	-	3
F. Lab. Anatomi																
1	Formalin	-	3	-	3	3	-	-	3	3	-	-	3	-	-	3
2	Phenol	-	3	-	3	3	-	-	3	3	-	-	3	-	-	3
3	KCl	-	3	-	3	3	-	-	3	3	-	-	3	-	-	3
4	Abrakadabra	-	3	-	3	3	-	-	3	3	-	-	3	-	-	3

Labelling and Register



Incineration

Sewage and Treatment Disposal



3.1

3.2

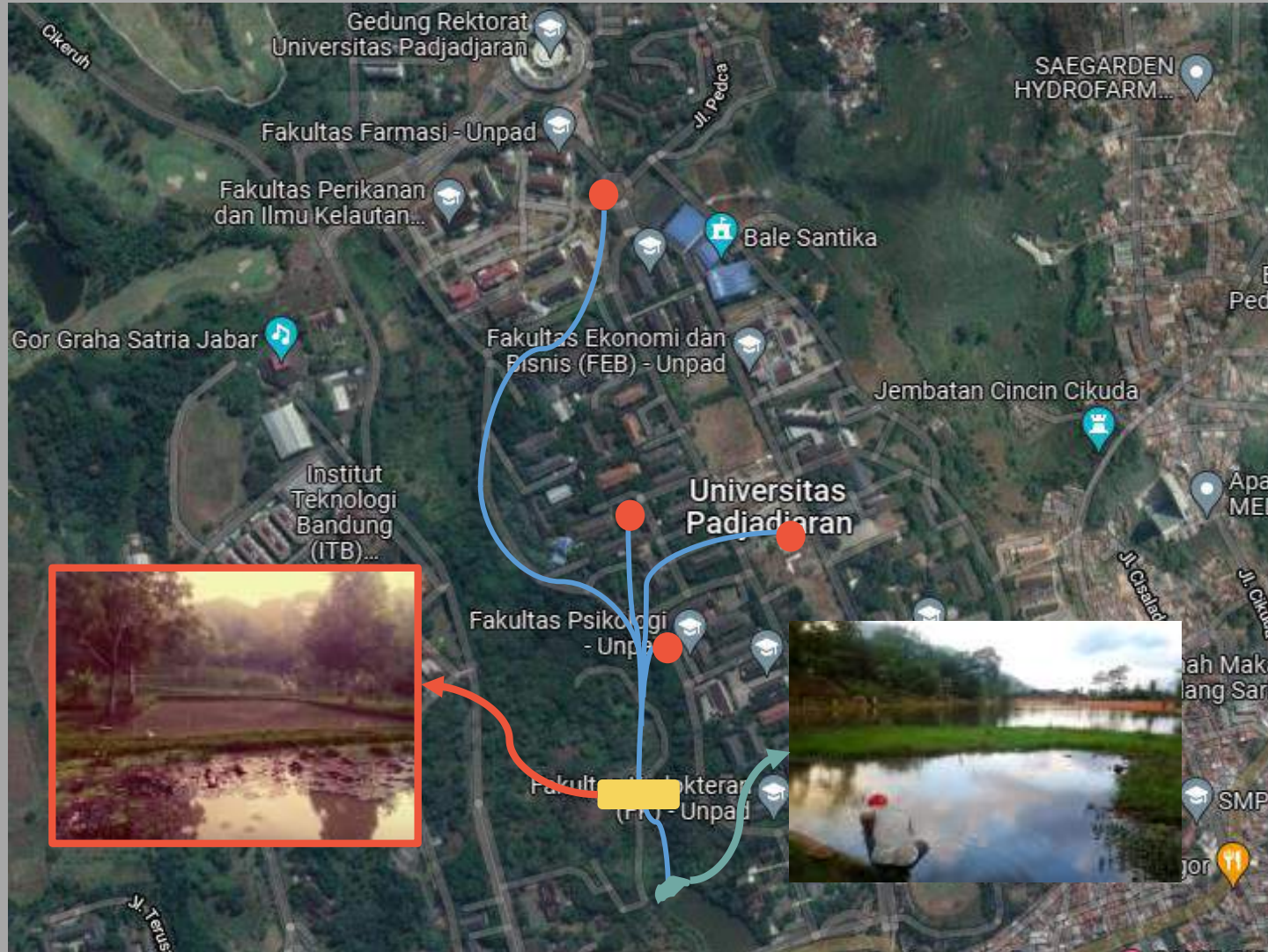
3.3

3.4


3.5

3.6

Sewage and Treatment Disposal



Sludge Pond



Sludge Pipeline



Control Pond



Storage Tank

3.1

3.2

3.3

3.4

3.5

3.6

Sewage Disposal Monitoring



3.1

3.2

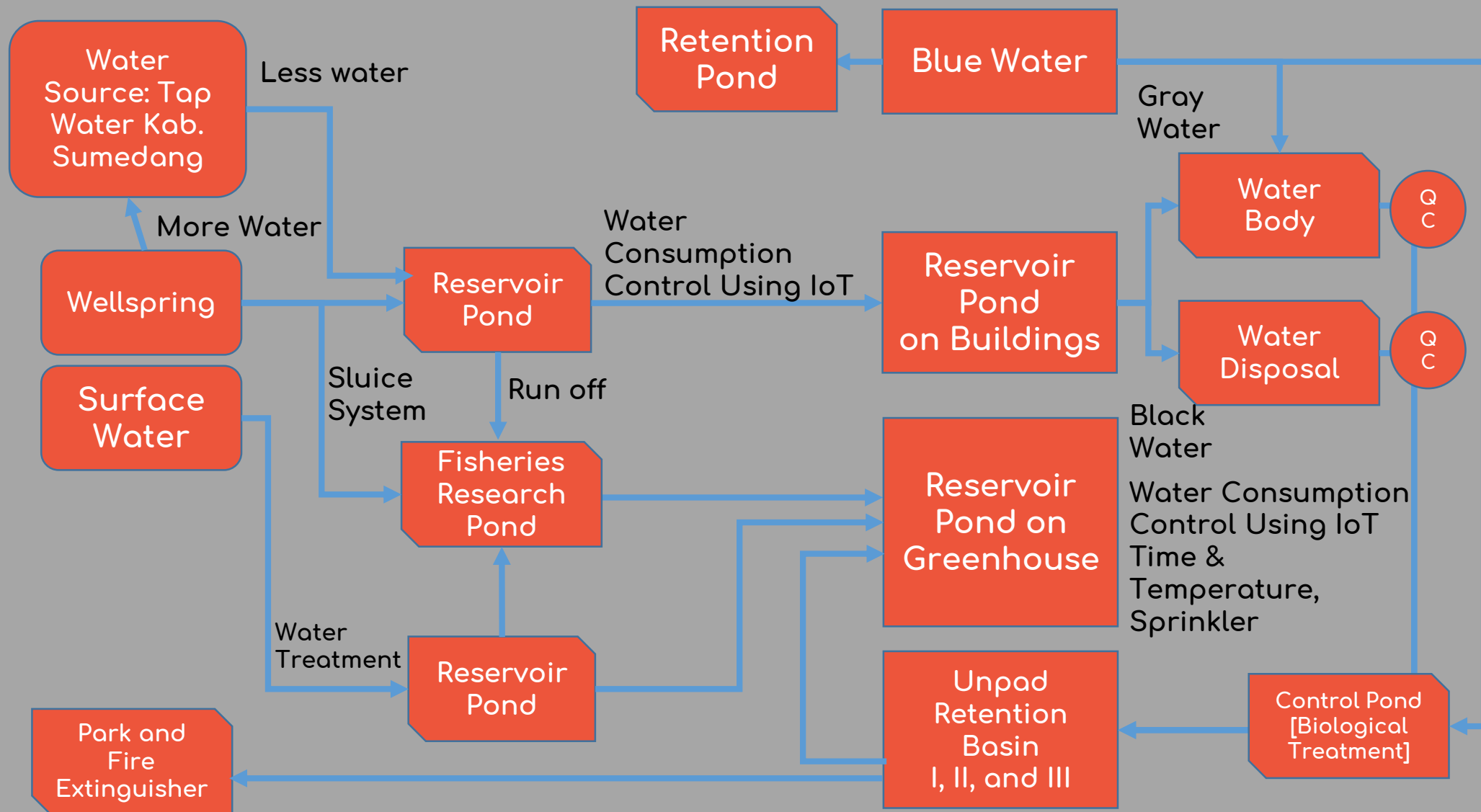
3.3

3.4

3.5

3.6

Re-Use and Re-Cycling Water Scheme In Unpad



3.1

3.2

3.3

3.4

3.5

3.6